

Sequenza di programmazione per lettori kontakt e A 92 con NETTUNA e LOGIC
Impostare il CRF con baud rate 9600, 8 data bit, 1 stop bit, NO parity

1....



12d



2..04



13.04



3..0K




14d



4..12



15.03



4..14




16c



6..96




17.05



7..9L




18c



8..90



19..90



9.00




20..71



10b



21..72



11.02



22\$\$\$\$

